



Features Flash

September 8, 2011

entree version 3.6.3



Table of Contents

entrée Version 3.6.3 Features

Assign Routes Re-assign Invoice Dates Feature 3

Warehouse Location in Create / Change Invoice 4

Report Updates:

Sales Order Register Report 5

A/R Bounced Check Register 6

Vendor File Report 6

entrée.DOT Version 1.0 Features

Future Catalog Pricing Feature 7

About NECS 8

entree[®]

Features Flash



September 8, 2011

entree Version 3.6.3 Features

Re-assign Invoice Dates Feature in the Assign Routes Utility

A new Re-assign Invoice Date feature has been added to the Assign Routes utility found in the Invoicing menu. The feature gives you the ability to change the Invoice Date on individual invoices or on a selected Route node with all its invoices. To re-assign invoice dates follow these steps:

1. Enter an **Invoice Date** and select an invoice or Route node to be re-assigned.
2. Click the **Re-assign Invoice Date** button.
3. Select the new invoice date in the **Select Date** dialog calendar.
4. Click **OK**.
5. An updating message box will display.
6. The invoice or route node will be removed from the current Invoice Date screen in Assign Routes.
7. The re-assigned invoices will be moved to the new Invoice Date within the Assign Routes utility.
8. To view the newly re-assigned invoices change the Invoice Date to the date used for the re-assignment.
9. The invoices and/or the Route node with all its invoices will be displayed in the new Invoice Date.
 - New Route nodes will be added to the re-assigned Invoice Date Assign Routes screen as required for the invoices that were moved.
 - Totals for Routes and invoices will be moved and adjusted as required.

The screenshot shows the 'Assign Routes' utility window. At the top, there is a dropdown for 'Invoice Date' set to '09/08/11' and a 'Re-assign Invoice Date' button. Below this is a table of invoices with columns: Inv #, Cust #, Ship-To Company, Stop #, Prt Stat, Pieces, Wgt, Cubes, and Inv Total. A 'Select Date...' dialog box is open, showing a calendar for September and October 2011. The date 8th of September is selected. The dialog also shows 'Today: 9/8/2011'. At the bottom left, there is a truck icon with route details for Route E1501: # of Stops: 3, Weight: 473.00 lbs., Cubes: 0.0 cu. ft., Pieces: 21.00, Sales: \$327.79. At the bottom right, there are buttons for 'Invoice Comment', 'Driver Comment', 'View Invoice', 'OK', 'Cancel', and 'Apply'.

Inv #	Cust #	Ship-To Company	Stop #	Prt Stat	Pieces	Wgt	Cubes	Inv Total
Route E1501								
103242	BIG10	BIG AL'S		N 0	8.00	112.00	0.0	\$183.09
103246	JOE10	JOE'S CATERING		N 0	8.00	192.00	0.0	\$99.55
103248	LIG10	LIGHTHOUSE PUB		N 0	5.00	169.00	0.0	\$45.15
Route LOCAL								
103256	DEV10	DEVRO DINER				368.50	0.0	\$311.98
Route N1502 - Truck Number: 250								
103245	HOT10	HOT SPOT CA				359.00	0.0	\$119.75
103250	BBQ10	THE BAR-B-Q				229.50	0.0	\$130.85
Route W1503								
103252	PAR10	PARKLAND CA				140.00	0.0	\$102.65
103253	SYL10	SYLVAN'S RES				285.00	0.0	\$180.75

Warning: When the date of an invoice is being changed, any unsaved Route, Stop or Truck Number assignments for that invoice will be discarded. Make sure you save any changes before you re-assign the invoice date. Or you can make those changes after you have re-assigned the invoice date.

Any unsaved changes on invoices NOT having their invoice date re-assigned will NOT be impacted by the date re-assignment process.

Warehouse Location in Create / Change Invoice

You now have the ability to show an item's Warehouse Location in the invoice information panel. To add this field to your invoice panel follow this procedure:



1. Use menu path: **System > Preferences > System Options > Additional Features.**
2. Click the menu drop down arrow and select **Invoice Information Panel Config.**
3. Click the **Configure** button.
4. This will open the **Invoice Information Panel Configuration** dialog.
5. Move the Warehouse Location field from the **Available values** list to the **Displayed values** list by first selecting the field then clicking the right arrow **>** button.
6. Click the **Up** or **Down** arrow buttons to change the position of the field in the **Displayed values** list.
7. A preview of information panel is displayed at the bottom of the Invoice Information Panel Configuration dialog (see image below).
8. Click **OK** when done.

Available values	Displayed values
Item Base Cost	Last sale quantity
Item Gross Profit	On-hand quantity
Item Landed Cost	Pack size
Item Market Cost	Brand name
Item Real Cost	On-hand weight
Non-stock item?	Sequence number
Price Level 1	Line number
Price Level 2	On-order quantity
Price Level 3	Minimum Sell Price
Price Level 4	Unit Gross Profit
Price Level 5	Dot Lead Time
Price Level 6	Dot Item Type
	Warehouse Location

Last Sale: 99/99/99	On Hand: 99,999.99	Weight: 999,999.99	On Order: 999,999	Dot Lead Time: 999 Days
Last Price: 9,999.99	Pack: MMMMMMMMMMMM	Seq. #: 999	Min Price: 99,999.9999	Dot Item Type: SPEC. ORD.
Last Qty: 9,999.99	Brand: MMMMMMMMMMMMMMMM	Line: 999 of 999	Unit Profit: \$9,999.99 / 999.99%	Item Whse Loc: W105-96

An example of the Change Invoice screen with Warehouse Location added.

This screen shows the warehouse location for "American Cheese Loaf" in the lower right corner.

Item #	UOM	Description	Order Qty	Ship Qty	Ship Wgt	Unit Price	Extended Amt
Z102327	CASE	HASH CORN BEEF LEGOUT BRAND 12 CASE	5	Preorder	Preorder	110.5797	276.45 (dp)
Z344806	CASE	RICE PARBOILED 25 POUND	3	Preorder	Preorder	18.6482	27.97 (dp)
Z352341	CASE	CHICKEN HOMESTYLE BREAST PATTIES	6	Preorder	Preorder	32.4292	97.29 (dp)
108024	CASE	BAGEL** PLAIN PAR BAKED 8024	4	4	0.0000	27.3719	109.49
Z359491	CASE	MINI M&M BAKE BITS 25 POUND	1	Preorder	Preorder	114.0704	57.04 (dp)
40060	CASE	AMERICAN CHEESE LOAF-6/5 lb	3	3	90.0000	2.8638	257.74
Z102957	CASE	PUDDING CHOCOLATE INSTANT 12 CASE	2	Preorder	Preorder	62.9283	62.93 (dp)
Z535065	CASE	KETTLE BRAND TIASI ZESTY RANCH 24	1	Preorder	Preorder	22.0119	11.01 (dp)
00032	CASE	EGGS MEDIUM AA IN SHELL PASTURIZED	3	2	0.0000	57.4180	114.84

Last Sale: 07/15/11	On Hand: 1.00	Weight: 30.0000	On Order: 0	Dot Lead Time: 0 days
Last Price: 2.8638	Pack: 6/5 LB	Seq. #: 6 of 9	Min Price: 2.6678	Dot Item Type
Last Qty: 3.00	Brand: SCHREIBER	Line: 6 of 9	Unit Profit: \$ 0.42/ 14.54%	Item Whse Loc: R016B

Updates to entrée Reports



Sales: Order Register Report

Implemented a new "Loading Sheet" style for this report.

To access this report option:
 Use menu path **Reports > Sales > Order Register > General tab > go to the Miscellaneous Options section > click the Predefined styles drop down menu > select Loading Sheet.**

An example of the "Loading Sheet" style for this report is below.

Order Register Report

General Filters Layout Appearance

Dates: Data from: 08/01/11 to: 08/31/11

Miscellaneous Options:

Predefined style: **Loading Sheet**

File selection: Current files

Use company: Ship to

Cost method: Base cost

Date: 09/07/11	Food Service	Page: 1					
Time: 12:26 PM	Order Register Report						
	Covers Period: Aug 01 2011 - Aug 31 2011						
Item Number	Quantity Ordered	Qty. Shp.	Unit of Measure	Dbl. Chk.	Pack Size	Description Line 1	Brand Name
PO Number						Description Line 2	
Invoice Number: 596420, Customer #: 000190 - LUCKY JELLY DONUT							
City: FAIRFIELD, State: CA							
Temp Zone: Dry							
2423112	1		CASE		1/1 CNT	WARMER 12X27 120 VOL	APW/WYOTT
Verbal							
2452663	3		CASE		6/7 LB	KRUSTEAZ COFFEE CAKE	CONTINENTIA
Verbal						STREUSEL 6 CASE7 POU	
721015	3		CASE		12-21 OZ	PIE FILLING APPLE	BEST YET
Verbal							
721017	1		CASE		12-21 OZ	PIE FILLING CHERRY	BEST YET
Verbal							
Dry Sub-Totals:							
	8						
Temp Zone: Frozen							
2423806	2		CASE		96/3.75 OZ	SCONES BLUEBERRY FRE	GENERAL MI
Verbal						CASE 3.75OUNCE	
Frozen Sub-Totals:							
	2						
CAFAIRFIELD	LUCKY JELLY DONUT				596420	Sub-Totals:	
	10						

Updates to entrée Reports



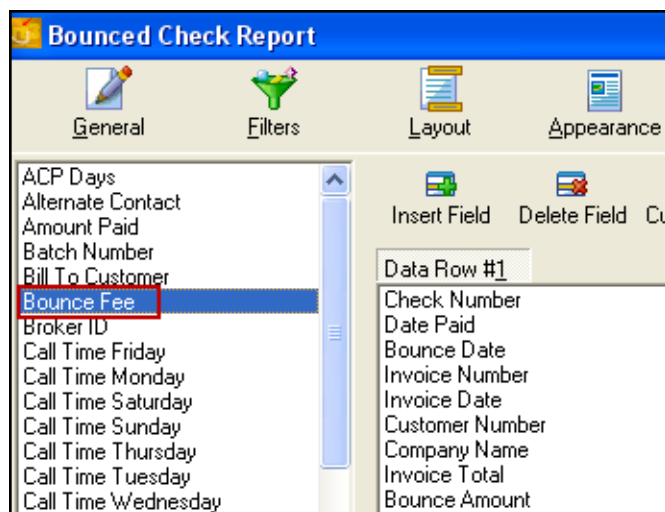
Accounts Receivable: Bounced Check Register

Added the ability to show the Bounce Fee amount on this report.

The value displayed is the Bounced Check fee amount as defined in the *System Preferences General Tab* at the time the report is being generated.

To access this report option:

Use menu path **Reports > Accounts Receivable > Bounced Check Register > Layout tab > drag Bounce Fee** to the desired data row on the right to include it in your report.

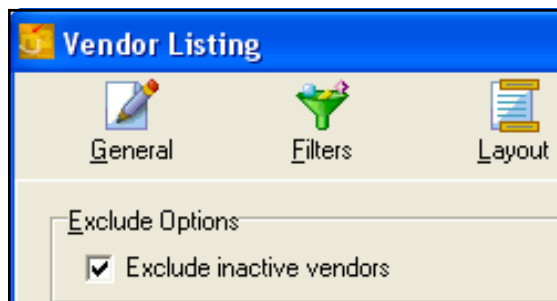


Miscellaneous: Vendor File Report

This report has been modified to provide the ability to exclude inactive vendors.

To access this report option:

Use menu path **Reports > Miscellaneous > Vendor File > General tab > Exclude Options section > check the box for the Exclude inactive vendors** option.



entrée.DOT Version 1.0



Future Catalog Pricing Feature


When pricing information is being imported in **entrée.DOT** it will now be placed into a "future price" file instead of going directly to the active Price File.

After all of the pricing data has been imported into **entrée.DOT** the data will be reviewed and any prices which are currently in effect will automatically be transferred to the active Dot Price File.

Dot Foods Item Costs in Create/Change Purchase Order

The cost-lookup process in Create/Change Purchase Order has been updated to add a system default for the cost value of Dot Foods items on POs for specific situations.

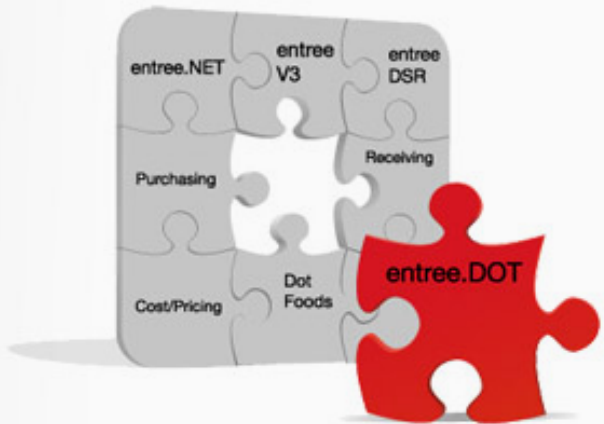
When processing a Dot Foods item, the system will default the Purchase Order cost to the last purchase cost, if a valid price *cannot* be located in the Dot Price File.



entrée[®].DOT

THE DOT FOODS INTERFACE

- ✓ Automates Importing and Updating Inventory from Your Dot Foods Order Guide
- ✓ Data is Imported / Exported via the Internet
- ✓ Automates Cost / Price Updating
- ✓ Supports Stock, Special Order and Drop Ship Items
- ✓ Submit Purchase Orders Electronically
- ✓ All Items Flow into your entrée, entrée.NET and entrée.DSR Software
- ✓ Accepts Dot Foods Advanced Shipment Notices for Receiving Inventory



The [entrée.DOT](#) software module is designed for NECS **entrée** users who purchase from [Dot Foods](#). **entrée.DOT** allows distributors to expand their product catalog to include all available items in their Dot Foods product catalog without having to expand their warehouse.



Innovative Software Design +
Food Distribution Expertise =
entrée



NECS began in 1987 with its sole mission to produce top quality software for foodservice distributors. At that time, company president, Chris Anatra had determined that the software market was severely lacking in specialized software to address the needs of wholesale food distributors, especially those dealing with meat, seafood, produce, cheese as well as full line distributors.

The only products available at that time were needlessly complex, difficult to use, required expensive computer hardware costing into the six figures, and still did not meet all the needs of the foodservice distributor.

During this time period, the computer industry was beginning its move from large mainframe and minicomputer systems, to the more economical personal computer such, as the IBM PC. Chris Anatra, president of NECS, and the original developer of the NECS software, saw the opportunity to design a system based on the Microsoft and networking technologies available at that time. By adapting to this new technology early, it turned out to be a brilliant move that set NECS to become the leader in food distribution software. NECS was able to provide a comprehensive, easy-to-use software package, at an economical price.

Adapting to new technology early, and constantly providing new features for our user base, continues to be our company mission.

Over the years, the system has evolved into [entrée®](#), a comprehensive Windows* application with more than 3 million lines of programming source code.

To date, almost 1,500 wholesale food distributors have decided that the NECS entrée system is the best product to meet their demanding needs. Our large network of satisfied customers makes this decision even easier.

Foodservice distributors which run their operations on NECS computer software are more profitable and operate more efficiently on reduced staffs. This leaves NECS with an enthusiastic user base, who readily recommends NECS software to other wholesale food distributors.

NECS customers range in size from smaller distributors with sales revenues of a few million per year, up to distributors with sales approaching \$200 million per year. The average size NECS customer has sales of \$25 million/year, and requires about 20 workstations.

entrée and NECS Food Distributing System are trademarks of NECS, Inc. in the United States and/or other countries. NECS, Inc. may have patents, patent applications, trademarks, or copyrights covering subject matter in this document. Except as expressly provided in any written license agreement from NECS, the furnishing of this document does not give you any license to these patents, trademarks, or copyrights.

*Microsoft and Windows are a registered trademark or trademarks of the Microsoft Corporation in the United States and/or other countries.

*Dot Foods is a registered trademark of Dot Foods, Inc.

NECS, Inc.
168 Boston Post Road Suites 6 & 7
Madison, CT 06443
Phone: 203.245.3999
Fax: 203.245.4513

www.necs.com

entrée