



Features Flash

December 1, 2010

entree version 3.5.12

Table of Contents



entree Version 3.5.12 Features

New Credit Hold Notification Option for System Option #169	3 - 4
New System Option #170	4
List of Reports that Support Excluding Credit Hold Queue	5
Updated entree.DSR Interface for System Option #169	6
New Document Preview & Search Features	6
Copy Special Prices Utility Updated	7

About NECS

8

entree® V3.5.12 Features Flash

December 1, 2010



New Credit Hold Notification Option for System Option #169

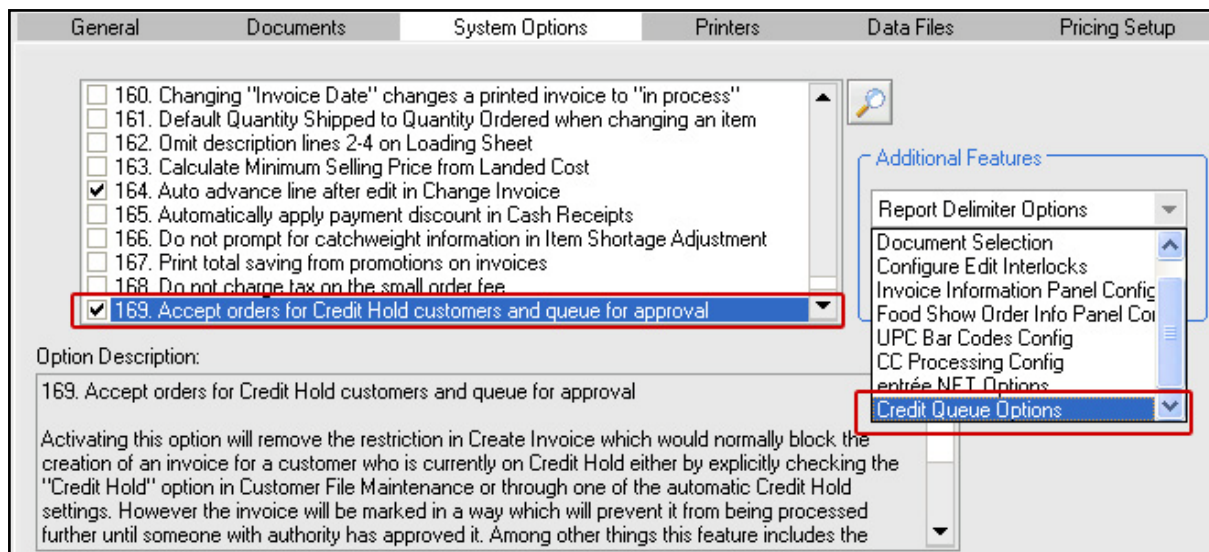
System Option #169 - "Accept orders for Credit Hold customers and queue for approval" has been updated to provide a new method of notification when new Credit Hold invoices appear in the credit hold processing queue.

Currently if the "Provide pop-up notification of new invoices" feature is enabled and the Queue Management dialog detects new invoices a message pops up to alert you of the change. The latest Notification Method option is "By presenting the Queue Management dialog". If this option is selected when new invoices are found the Credit Queue Management window will be pushed to the front. If the Queue Management dialog is already in front then the pop-up message will be presented instead.

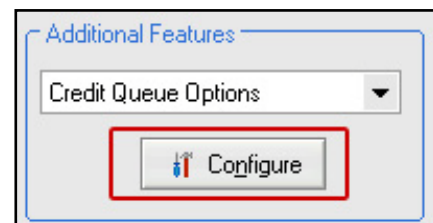
The control settings for these options and their special configuration page are accessed in the Additional Features section of System Options.

1. Use menu path System > Preferences > System Options and check System Option 169.
2. Then in the Additional Features section drop down list select "Credit Queue Options".

Note: The "Credit Queue Options" is only visible in Additional Features once you check System Option #169.



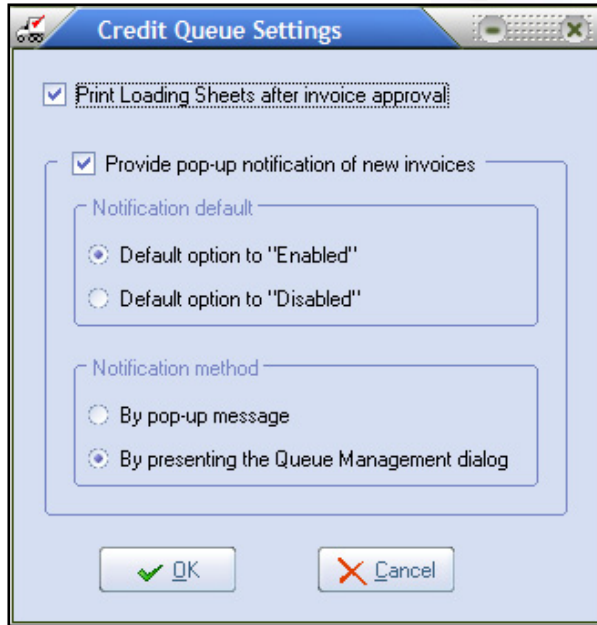
3. Click the "Configure" button and the Credit Queue Settings dialog box will display.



4. The Credit Queue Settings dialog box will be displayed.
5. Select from these Credit Queue Settings options:

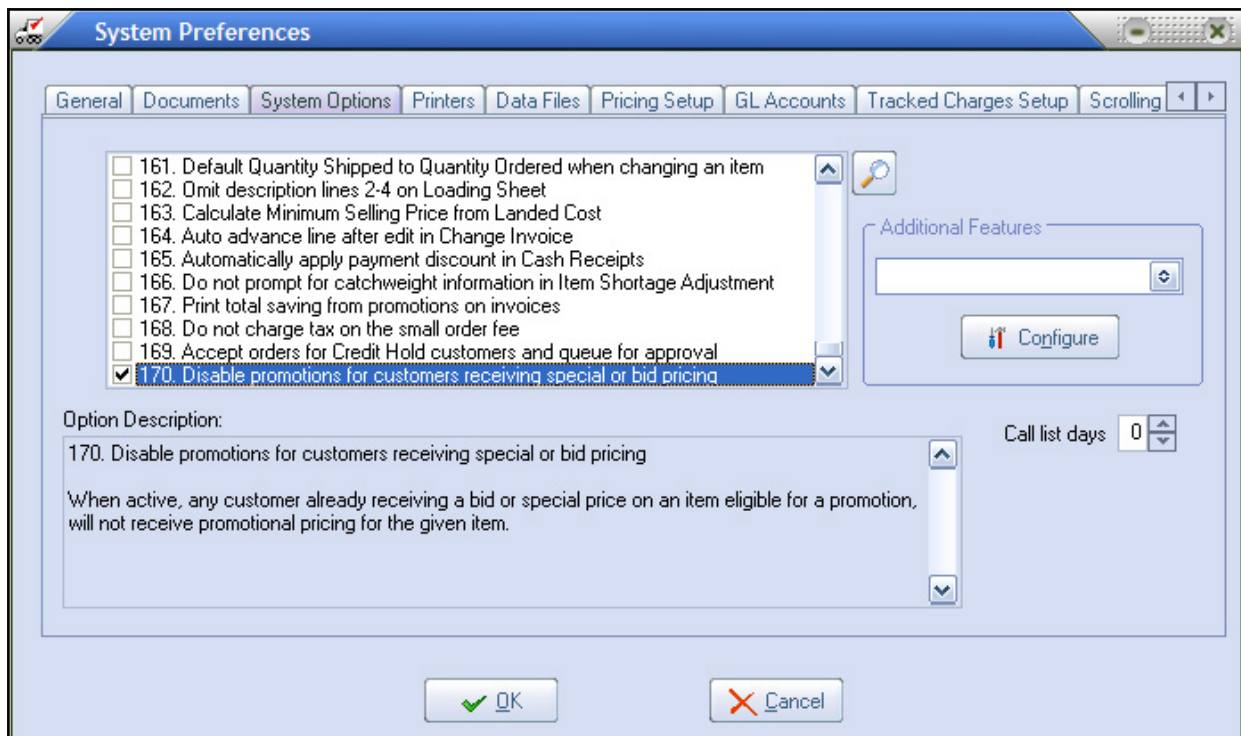


- a. "Print Loading Sheets after invoice approval".
- b. "Provide pop-up notification of new invoices". Choose a default option.
 - "Enable"
 - "Disable".
- c. "Notification Method". Choose from
 - "By pop-up message"
 - "By presenting the Queue Management dialog"



New System Option #170

The entrée system has a new System Option #170 - "Disable promotions for customers receiving special or bid pricing". This new system option when selected will prevent a promotion from being applied when a customer is already receiving Bid Pricing or Special Pricing on a given item. Use menu path System > Preferences > System Options and check the box for 170.



Reports updated to provide support for excluding data from invoices that are currently in the Credit Hold Queue:



Inventory Reports:

- On Hand Report (from Inventory File) when calculating the prior week's sales
- Physical Movements
- Backorders
- Pick List
- Pull Sheets
- Year-to-date Sales Analysis
- Tracking

Customer Reports:

- Ad Allowance
- Customer Item Sales
- Year-to-date Sales Analysis
- Price Exceptions
- Shortage
- Weekly Projection
- Delivery Irregularity
- Invoice Edit List
- Comparative Sales Analysis
- Below Standard Order
- Trending

Accounts Receivable Reports:

- Accounts Receivable
- Tax Reporting
- Credit Hold
- Past Due Notices

Misc Reports:

- Packer Productivity Report

Sales Reports:

- Customer Sales
- Commodity
- Route Sales Analysis
- Minimum Drop
- Below Cost
- Salesperson Item Sales
- Statistical Summary
- Chain Store Reporting
- Sales to Not-For-Profit Customers
- Missing/Duplicate Invoice Number
- Chain Store Usage report
- Comparative Sales Analysis
- Inventory Volume Analysis
- Route Summary
- Credit Register
- Open Invoice Register
- Commission
- Gross Profit
- Tonnage
- Sales Review
- Sales Summary
- Delivery Manifest
- Order Register
- Invoice Adjustment
- Small Order
- Route Bonus by State
- Route Ticket
- Invoice Register Report:
 - Added support for excluding data from invoices that are currently in the Credit Hold Queue.
 - Added an option to run this report for ***only*** those invoices which are currently in the Credit Hold Queue.

Updated DSR Interface for System Option #169



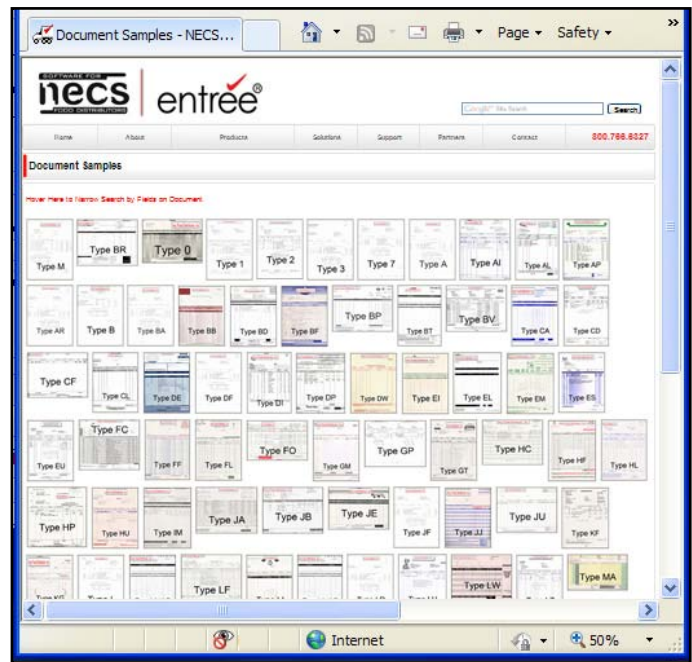
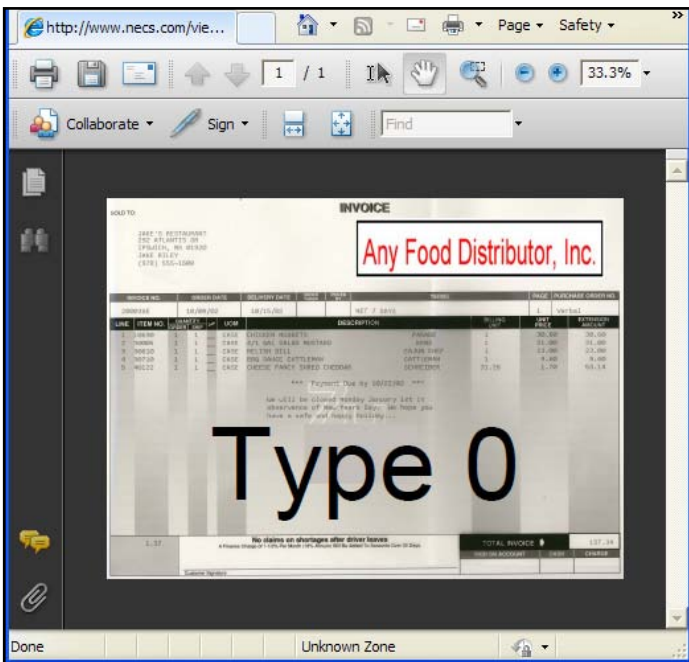
As of Version 1.1.16 the entrée.DSR application has been updated to support System Option #169 - "Accept orders for Credit Hold customers and queue for approval".

In return, entrée has also been updated so that, when a Credit Queue invoice originating in DSR is either approved or declined then a notification will be sent back to DSR to update the status of the order.

New Document Preview & Search Features

System Preferences has updated features for the "Invoice Type Selection" and "Statement Type Selection" sections of the "Documents" tab. You are now able to "Search" and "Preview" document samples. These features link to the NECS Web site and provide the ability to browse and view scanned samples of the various document designs that are available. Use menu path System > Preferences > Documents.

The screenshot shows two side-by-side panels. The left panel is titled "Invoice Type Selection" and contains a dropdown menu for "Invoice Type" set to "2", a checkbox for "Use column shading?", a text area for "Comments" with the text "Standard extended [recommended] (same as 'Type 1' but able to show more items)", and buttons for "Edit Copy Titles", "Search...", and "Preview...". The right panel is titled "Statement Type Selection" and contains a dropdown menu for "Statement Type" set to "N", a checkbox for "Use column shading?", a text area for "Comments" with the text "Swanson Meats, Inc.", and buttons for "Search..." and "Preview...".



When you click the new Document tab Preview (left) and Search features the NECS website is opened in your browser and the desired page is displayed.

Copy Special Prices Utility Updated



Added two new "Copy Operations" to the Copy Special Price Utility located in the Cost/Price Utilities list in the System menu. Now, in addition to copying Special Price information, these new options provide two new copy features: "Copy Bid Price 1 to Bid Price 2" and "Copy Bid Price 2 to Bid Price 1". When either of the Bid Price options are selected all of the "Copy Options" settings are disabled.

You can choose to copy the price information on a "per Item" basis or on a "per Customer" basis. Where there is not already an entry in the Special Price file for a given "copy to" Customer/Item combination, an entry will be created with only the information necessary to create a valid record plus the chosen price value.

So if you're copying Special Prices and the "copy from" record also has Bid Price 1 defined or has customized Item Description information, this additional data will ***not*** be copied.

Note: Once the Bid Price has been copied to the new location the "from" price will ***not* be set to zero**. Copy utilities will result in the same information in the "from" and "to" price locations.

Copy Special Prices

Copy Operation: Bid Price 1 to Bid Price 2

Copy Mode

by Customer

by Item

Copy Options

Overwrite any existing Special Prices?

Delete items NOT found in FROM Customer?

Do NOT copy descriptions

Copy FROM Item

10105

CHICKEN NUGGETS
1/15#
PARADE
CASE

Copy TO Item

10105

CHICKEN NUGGETS
1/15#
PARADE
CASE

Copy Prices Cancel

Edit Special Price Parameters

Item: 10105 - CHICKEN NUGGETS

Customer: ALE10 - ALEX & PETES PROVISIONS

Special Price

Unit Price: 27.8900

Markup %: 0.00

Markup Basis: Real Cost

Cost: 24.9000

Bid Price 1

Unit Price: 25.0000

Markup % over Base Cost: 0.00

Starting Date: 11/30/10

Ending Date: 12/30/10

Bid Price 2

Unit Price: 0.0000

Markup % over Base Cost: 0.00

Starting Date: /-/

Ending Date: /-/

OK Cancel

Edit Special Price Parameters

Item: 10105 - CHICKEN NUGGETS

Customer: ALE10 - ALEX & PETES PROVISIONS

Special Price

Unit Price: 27.8900

Markup %: 0.00

Markup Basis: Real Cost

Cost: 24.9000

Bid Price 1

Unit Price: 25.0000

Markup % over Base Cost: 0.00

Starting Date: 11/30/10

Ending Date: 12/30/10

Bid Price 2

Unit Price: 25.0000

Markup % over Base Cost: 0.00

Starting Date: 11/30/10

Ending Date: 12/30/10

OK Cancel

The IFM Edit Special Price dialog box is shown before the bid price copy (left) and after the bid price copy utility is run. The bid price information is now identical for Bid Price 1 and Bid Price 2.

Innovative Software Design +
Food Distribution Expertise =
entrée



NECS began in 1987 with its sole mission to produce top quality software for foodservice distributors. At that time, company president, Chris Anatra had determined that the software market was severely lacking in specialized software to address the needs of wholesale food distributors, especially those dealing with meat, seafood, produce, cheese as well as full line distributors.

The only products available at that time were needlessly complex, difficult to use, required expensive computer hardware costing into the six figures, and still did not meet all the needs of the foodservice distributor.

During this time period, the computer industry was beginning its move from large mainframe and minicomputer systems, to the more economical personal computer such, as the IBM PC. Chris Anatra, president of NECS, and the original developer of the NECS software, saw the opportunity to design a system based on the Microsoft and networking technologies available at that time. By adapting to this new technology early, it turned out to be a brilliant move that set NECS to become the leader in food distribution software. NECS was able to provide a comprehensive, easy-to-use software package, at an economical price.

Adapting to new technology early, and constantly providing new features for our user base, continues to be our company mission.

Over the years, the system has evolved into [entrée®](#), a comprehensive Windows* application with more than 3 million lines of programming source code.

To date, almost 1,500 wholesale food distributors have decided that the NECS entrée system is the best product to meet their demanding needs. Our large network of satisfied customers makes this decision even easier.

Foodservice distributors which run their operations on NECS computer software are more profitable and operate more efficiently on reduced staffs. This leaves NECS with an enthusiastic user base, who readily recommends NECS software to other wholesale food distributors.

NECS customers range in size from smaller distributors with sales revenues of a few million per year, up to distributors with sales approaching \$200 million per year. The average size NECS customer has sales of \$25 million/year, and requires about 20 workstations.

*Microsoft, Windows is a registered trademarks or trademarks of the Microsoft Corporation in the United States and/or other countries.

*Intuit and QuickBooks are trademarks and service marks of Intuit Inc., registered in the United States and other countries.

NECS Food Distributing System are trademarks of NECS, Inc. in the United States and/or other countries. NECS, Inc. may have patents, patent applications, trademarks, or copyrights covering subject matter in this document. Except as expressly provided in any written license agreement from NECS, the furnishing of this document does not give you any license to these patents, trademarks, or copyrights.

NECS, Inc.
168 Boston Post Road Suites 6 & 7
Madison, CT 06443
Phone: 203.245.3999
Fax: 203.245.4513

www.necs.com

entrée